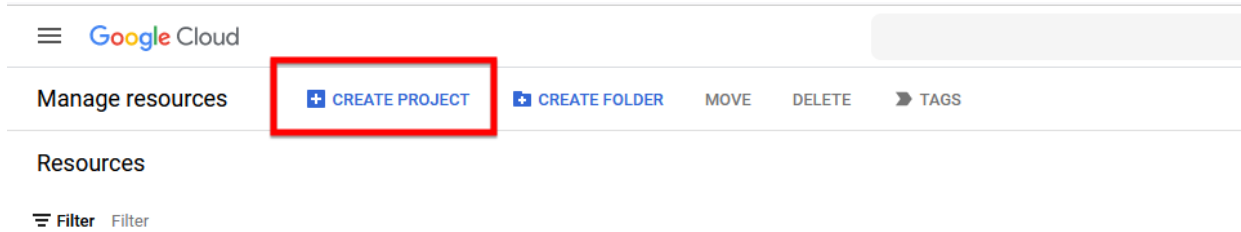


Create a Google Maps Javascript API key

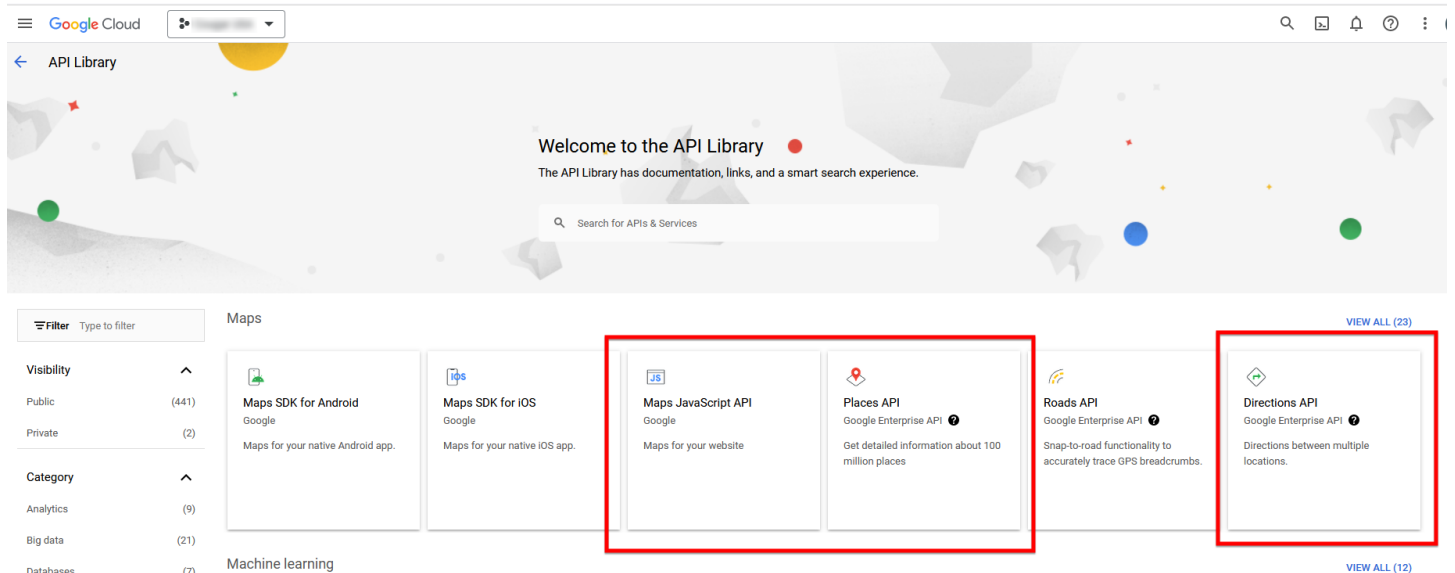
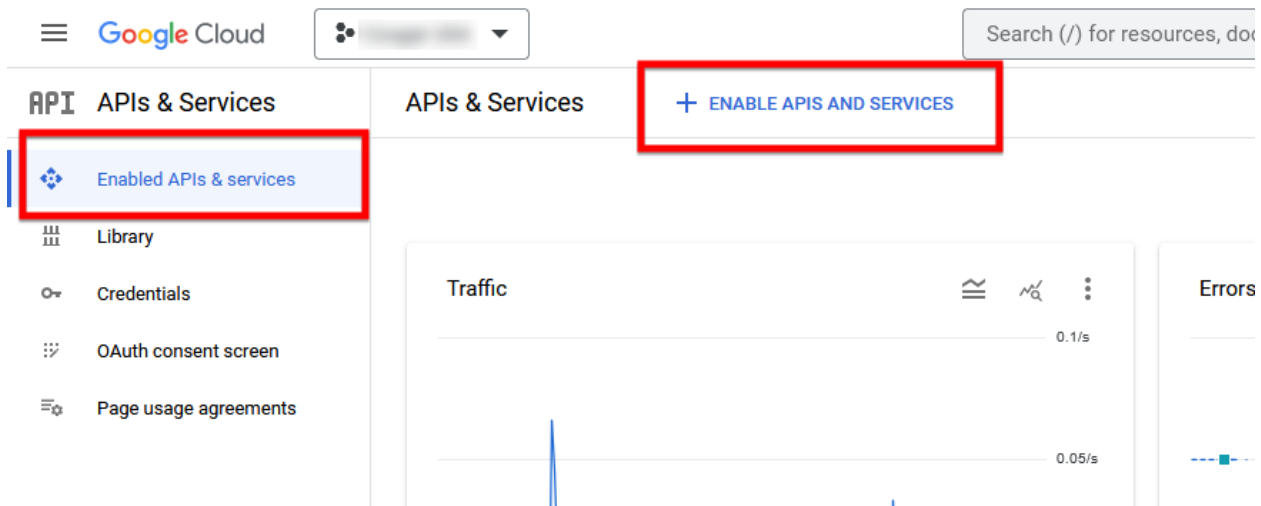
You will need to sign into the following portal with a Google account.

<https://console.cloud.google.com/cloud-resource-manager>

1. Create New Project



2. Enable APIs:



All of the following will need to be enabled:

1. Maps JavaScript
2. Geocoding
3. Geolocation
4. Directions
5. Places API

The new API key needs to be added to the component settings in the admin panel of the website.

Add Google API key to My Maps Locations component configuration

Please navigate to the following and copy and paste the new API key in place of the previous one.

Components > My Maps Locations > Configuration

Then under General Configuration, there is a field for the Google Maps API key.

Replace the key that is in that field with the new one.

The screenshot shows the Joomla! Configuration interface for the My Maps Locations component. The top navigation bar includes System, Users, Menus, Content, Components, Extensions, and Help. The main header is labeled 'Configuration'. Below the header, there are buttons for Save, Save & Close, and Cancel. The left sidebar lists various system and component categories. The main content area shows the 'General configuration' tab selected, with a red box highlighting it. Below the tabs, there is a blue information banner stating: 'My Maps location is used to search and display locations you've registered in various and flexible way. Fully integrated with K2 component.' The configuration settings are as follows:

Enable Statistics	<input type="radio"/> Yes <input checked="" type="radio"/> No
AJAX search	<input checked="" type="radio"/> Yes <input type="radio"/> No
Display Distance	<input checked="" type="radio"/> Yes <input type="radio"/> No
Unit of distance	<input type="radio"/> km <input checked="" type="radio"/> mi
Map provider	<input checked="" type="radio"/> Google <input type="radio"/> Bing <input type="radio"/> Baidu <input type="radio"/> Openstreetmap <input type="radio"/> Mapbox <input type="radio"/> Mapquest
Autocomplete search	<input type="radio"/> Bing <input checked="" type="radio"/> Google <input type="radio"/> Openstreetmap <input type="radio"/> Baidu
Google Maps API key Click here >>	<input type="text"/>
Google Maps type	<input type="text" value="Roadmap"/>
Map design	<input type="text" value="Default"/>

